



# What is life like as an adolescent in Zanzibar?




There are **429,920** adolescents (10–19 years) in Zanzibar<sup>1</sup>



**12.2%**

10–14 years



**22.7%** of the population



**10.5%**

15–19 years



## Poverty



**32.0%** of adolescents aged 10–19 live in **basic needs poverty**<sup>2</sup>



**12.7%** of adolescents aged 10–19 live in **extreme (food) poverty**<sup>2</sup>

## Health and nutrition

Over a **third** of adolescents (10–19 years) worry about not having enough food<sup>2</sup>



Almost **half** of all girls aged 15–19 years have **anaemia**<sup>3</sup>



**One fifth** of 15–19-year-old girls are overweight or obese<sup>3</sup>





## Education

### SECONDARY EDUCATION ENROLMENT<sup>4</sup>

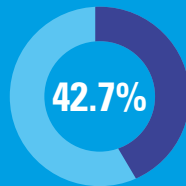


**48.3%** of adolescents aged 14–19 years were **enrolled** in secondary school in 2021

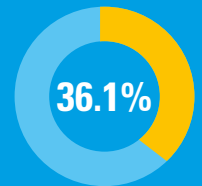


In the age group 14–19 years, **boys in ordinary secondary** have a higher pass rate than girls, while **girls in advanced secondary** have a higher pass rate than boys

Boys who **passed** the Certificate of Secondary Education Examination

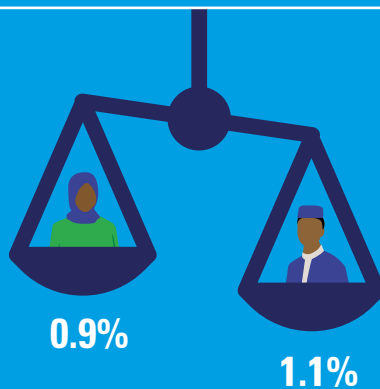


Girls who **passed** the Advanced Certificate of Secondary Education Examination



### School dropout

In 2020, more boys than girls aged 14–19 years dropped out of school



**5.0%** of girls who dropped out of secondary school in 2020 did so because of pregnancy



### Literacy<sup>2</sup>



Boys

**94.3%** are literate

are literate

**60.4%** are literate in both English and Kiswahili

are literate in both English and Kiswahili



Girls

**96.7%** are literate

are literate

**68.4%** are literate in both English and Kiswahili

are literate in both English and Kiswahili



## Water and sanitation<sup>5</sup>

**78.5%** of schools have water sources on the school premises



Basic water services



Limited water services



No water services



Only


**1 in 4**



government schools has proper menstrual hygiene management in place

## HIV

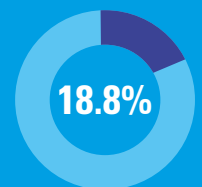
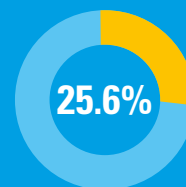
**0.2%** of adolescents are HIV+<sup>6</sup>



**67** adolescents were infected with HIV in 2020<sup>6</sup>

Girls aged 15–19 years have more knowledge of HIV prevention than boys in the same age group<sup>7</sup>

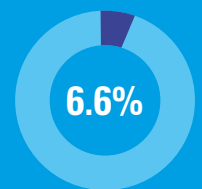
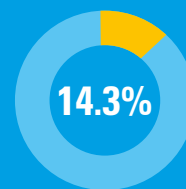
● boys  
● girls



## Reproductive health




More girls than boys aged 15–19 years are sexually active<sup>8</sup>



Adolescents who indicate they have had sexual intercourse before the age of 15:<sup>7</sup>

**1.4% boys**

**2.4% girls**



**1 in 12**

girls aged 15–19 years has had a baby<sup>8</sup>



## Protection

ADOLESCENT GIRLS AGED 15–19 YEARS<sup>8</sup>



**1 in 10** has experienced **emotional violence** from a husband/partner



**7.2%** have experienced **sexual violence**



**13.8%** are married in **childhood**

**8.0%** have experienced **physical violence**



About **1 in 3** adolescent girls believes beating is justified if a woman neglects her children or argues with her husband

**25.7%** of adolescent boys believe beating is justified if a woman neglects her children

**28.0%** of adolescent boys believe beating is justified if a woman argues with her husband



BIRTH CERTIFICATES OF ADOLESCENTS AGED 10–19 YEARS:<sup>2</sup>

Over **85.2%** have a birth certificate

Over **10.0%** are registered but do not have a birth certificate

## Labour<sup>9</sup>

Most economically-active adolescents are **informal market traders, hawkers, street sellers and domestic workers**



The majority of adolescents engaged in **child labour** started working before the **age of 10**

INJURED WHILE WORKING:

Boys are **more likely to be injured** while working



**Boys**

10–14 years

**20.4%**

● boys

15–19 years

**17.8%**

● girls



**Girls**

10–14 years

**14.7%**

15–19 years

**8.7%**

# What is life like as an adolescent in Zanzibar?



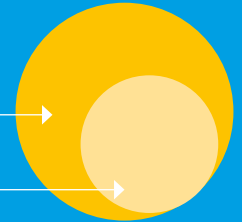
## Energy<sup>2</sup>

**Over half** of adolescents live in a household with access to electricity



More than **91.0%** use non-clean energy sources for cooking

**57.5%** electricity

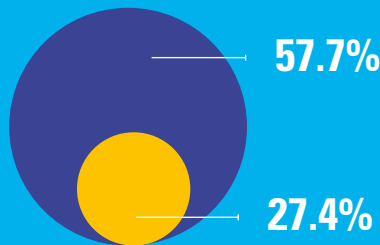


## Communication<sup>8</sup>

ADOLESCENTS AGED 15–19 YEARS

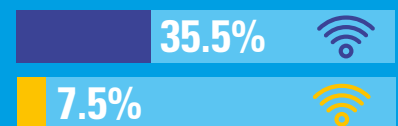
**More than half of all boys** own a mobile phone while only around a **quarter of girls** own mobile phones

● boys ● girls



Boys are **more likely to access the internet** than girls


Accessed the internet over a 12-month period:



## Distance to basic services<sup>2</sup>



Over **80.0%** of adolescents live less than 30 minutes away from a school



Over **86.0%** of adolescents live within 2 km of a health facility

More than **half** of adolescents live more than 2 km away from a marketplace



# What is life like as an adolescent in Zanzibar?



## Endnotes

- 1 Ministry of Finance and Planning, National Bureau of Statistics (Tanzania) and President's Office: Finance and Planning, Office of the Chief Government Statistician (Zanzibar), 'Age and Sex Distribution Report Tanzania Zanzibar', December 2022.
- 2 Office of the Chief Government Statistician, 'Zanzibar Household Budget Survey 2019–20', 2020.
- 3 Ministry of Health, Community Development, Gender, Elderly and Children [Tanzania Mainland], Ministry of Health [Zanzibar], Tanzania Food and Nutrition Centre, National Bureau of Statistics [Tanzania Mainland], Office of the Chief Government Statistician [Zanzibar] and UNICEF, 'Tanzania National Nutrition Survey using SMART Methodology (TNNS) 2018', 2018, Dar es Salaam.
- 4 Zanzibar Ministry of Education and Vocational Training, 'Zanzibar Education Statistical Abstract 2017–2021', 2021.
- 5 National Bureau of Statistics [Tanzania Mainland], Office of the Chief Government Statistician [Zanzibar] and UNICEF, *2018 School Water, Sanitation and Hygiene Assessment: Main report*, 2020.
- 6 Zanzibar Ministry of Health, 'Zanzibar Integrated HIV, Hepatitis, Tuberculosis and Leprosy Programme (ZIHHTLP) Annual Report 2020', 2020.
- 7 Tanzania Commission for AIDS and Zanzibar AIDS Commission, *Tanzania HIV Impact Survey (THIS) 2016–2017: Final report*, December 2018, Dar es Salaam.
- 8 Ministry of Health, Community Development, Gender, Elderly and Children [Tanzania Mainland], Ministry of Health [Zanzibar], National Bureau of Statistics [Tanzania Mainland], Office of the Chief Government Statistician [Zanzibar] and ICF Macro, 'Tanzania Demographic and Health Survey and Malaria Indicator Survey (TDHS-MIS) 2015–16', 2016, Dar es Salaam and Rockville, Maryland.
- 9 National Bureau of Statistics and Office of the Chief Government Statistician, 'Integrated Labour Force Survey 2020/21: Key labour market indicators for the United Republic of Tanzania', 2021, Dar es Salaam.

© Revolutionary Government of Zanzibar, Government of Tanzania and United Nations Children's Fund

May 2023